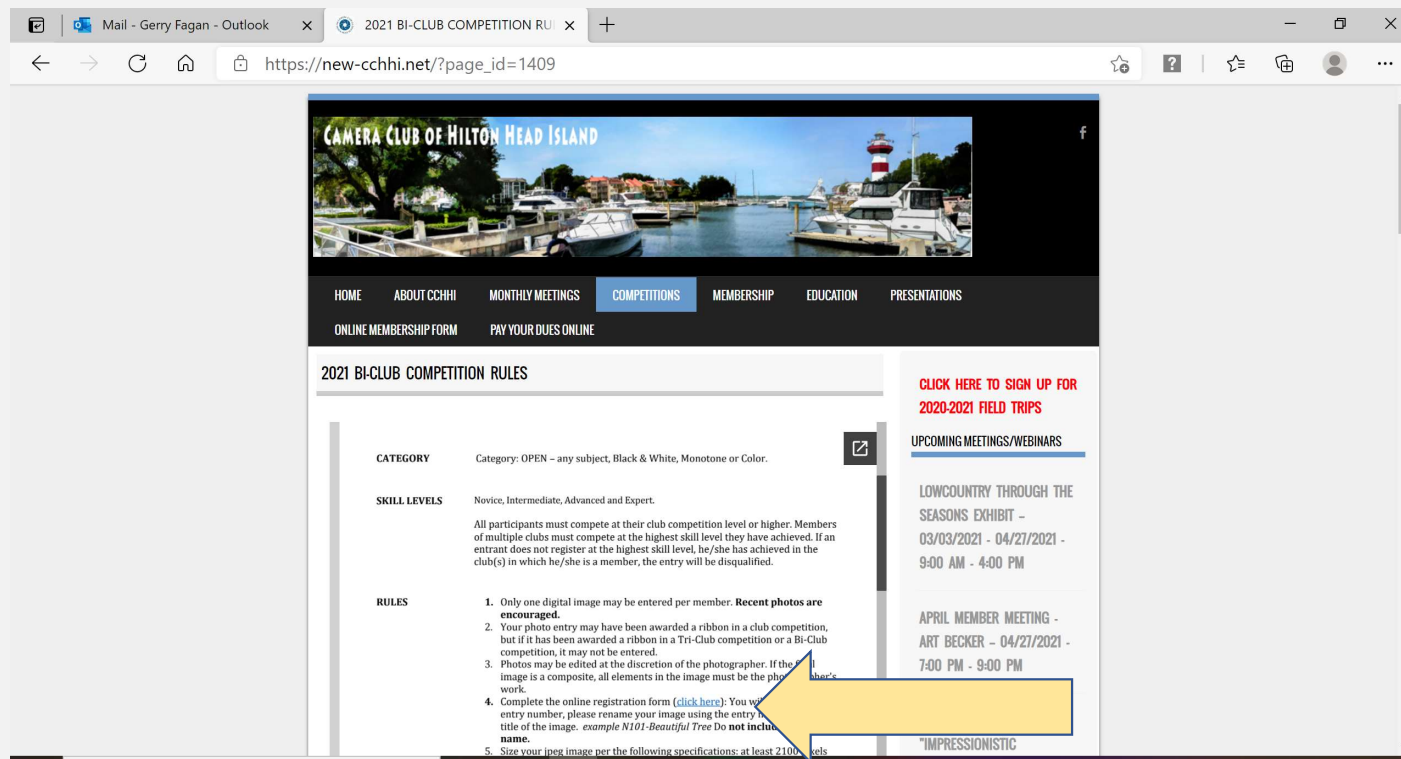


Bi-Club Image Entry Process

Step 1

Go to CCHHI website, Competitions, Bi-club rules



The screenshot shows a web browser window with the URL https://new-cchhi.net/?page_id=1409. The page title is "2021 BI-CLUB COMPETITION RULES". The website header includes a navigation menu with links for HOME, ABOUT CCHHI, MONTHLY MEETINGS, COMPETITIONS (highlighted), MEMBERSHIP, EDUCATION, and PRESENTATIONS. Below the navigation menu, there are links for "ONLINE MEMBERSHIP FORM" and "PAY YOUR DUES ONLINE".

The main content area is titled "2021 BI-CLUB COMPETITION RULES" and contains the following information:

- CATEGORY:** Category: OPEN – any subject, Black & White, Monotone or Color.
- SKILL LEVELS:** Novice, Intermediate, Advanced and Expert.
All participants must compete at their club competition level or higher. Members of multiple clubs must compete at the highest skill level they have achieved. If an entrant does not register at the highest skill level, he/she has achieved in the club(s) in which he/she is a member, the entry will be disqualified.
- RULES:**
 1. Only one digital image may be entered per member. **Recent photos are encouraged.**
 2. Your photo entry may have been awarded a ribbon in a club competition, but if it has been awarded a ribbon in a Tri-Club competition or a Bi-Club competition, it may not be entered.
 3. Photos may be edited at the discretion of the photographer. If the image is a composite, all elements in the image must be the photographer's work.
 4. Complete the online registration form ([click here](#)): You will receive an entry number, please rename your image using the entry number and title of the image. *example N101-Beautiful Tree* Do **not** include your name.
 5. Size your jpeg image per the following specifications: at least 2100 pixels wide and 1575 pixels high.

On the right side of the page, there is a red link: **CLICK HERE TO SIGN UP FOR 2020-2021 FIELD TRIPS**. Below this, there is a section titled "UPCOMING MEETINGS/WEBINARS" with the following events:

- LOWCOUNTRY THROUGH THE SEASONS EXHIBIT - 03/03/2021 - 04/27/2021 - 9:00 AM - 4:00 PM
- APRIL MEMBER MEETING - ART BECKER - 04/27/2021 - 7:00 PM - 9:00 PM

A yellow arrow points to the "click here" link in rule 4.

Step 2

Complete the online registration form ([click here](#)): You will be sent an entry number.

First Name *

Gerry

Last Name *

Fagan

Title of Photograph *

Pluff Mudd Piano



Club *

CCHHI

PCoB

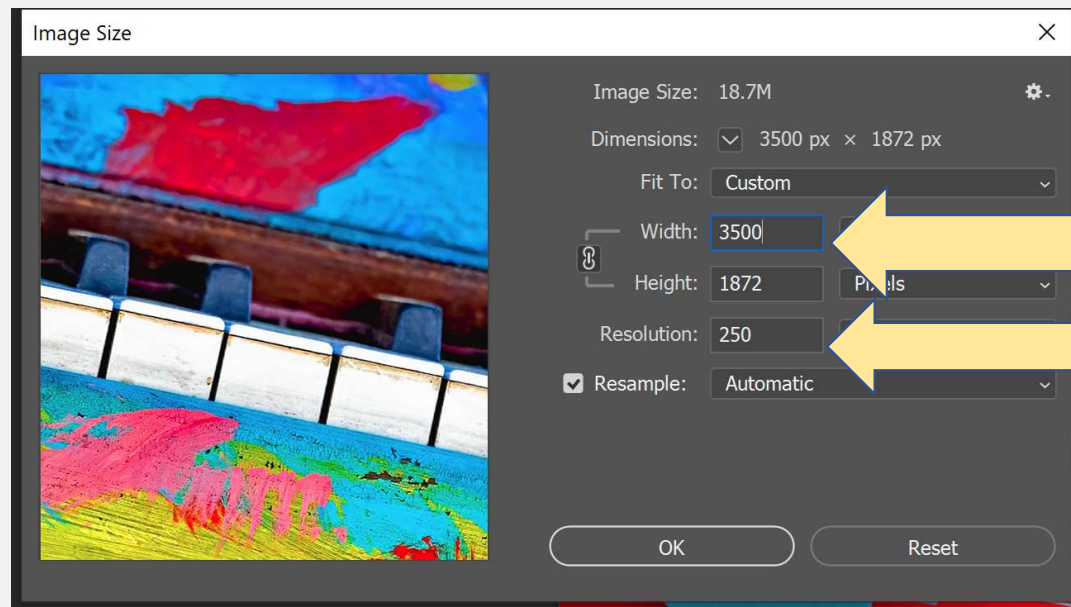
Step 3

You will receive your personal entry number, please rename your image using the entry number and the title of the image.

example E101-Pluff Mud Piano Do not include your name.

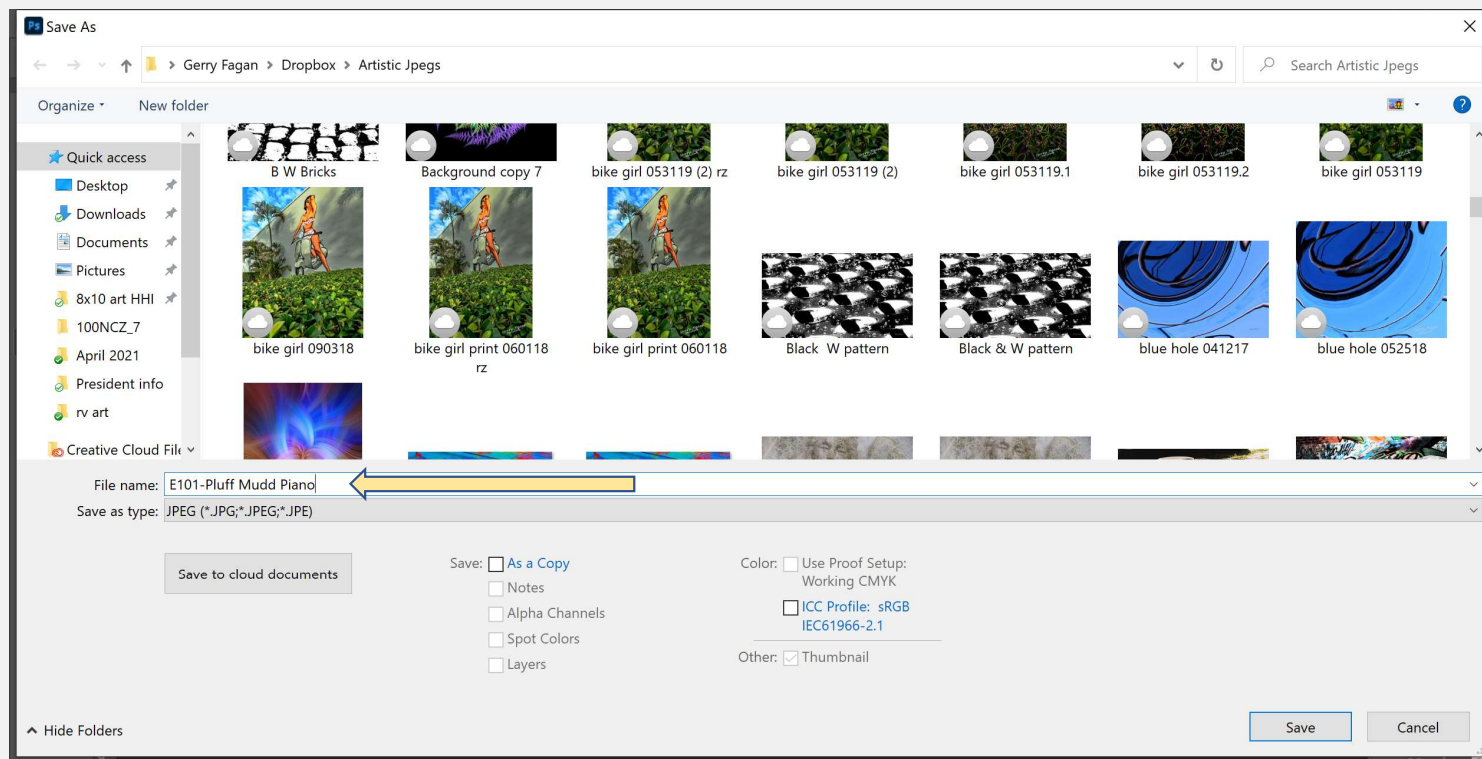
Step 4

Size your jpeg image per the following specifications: at least 2100 pixels and no more than 3500 pixels on the long side. Minimum of 250 DPI.



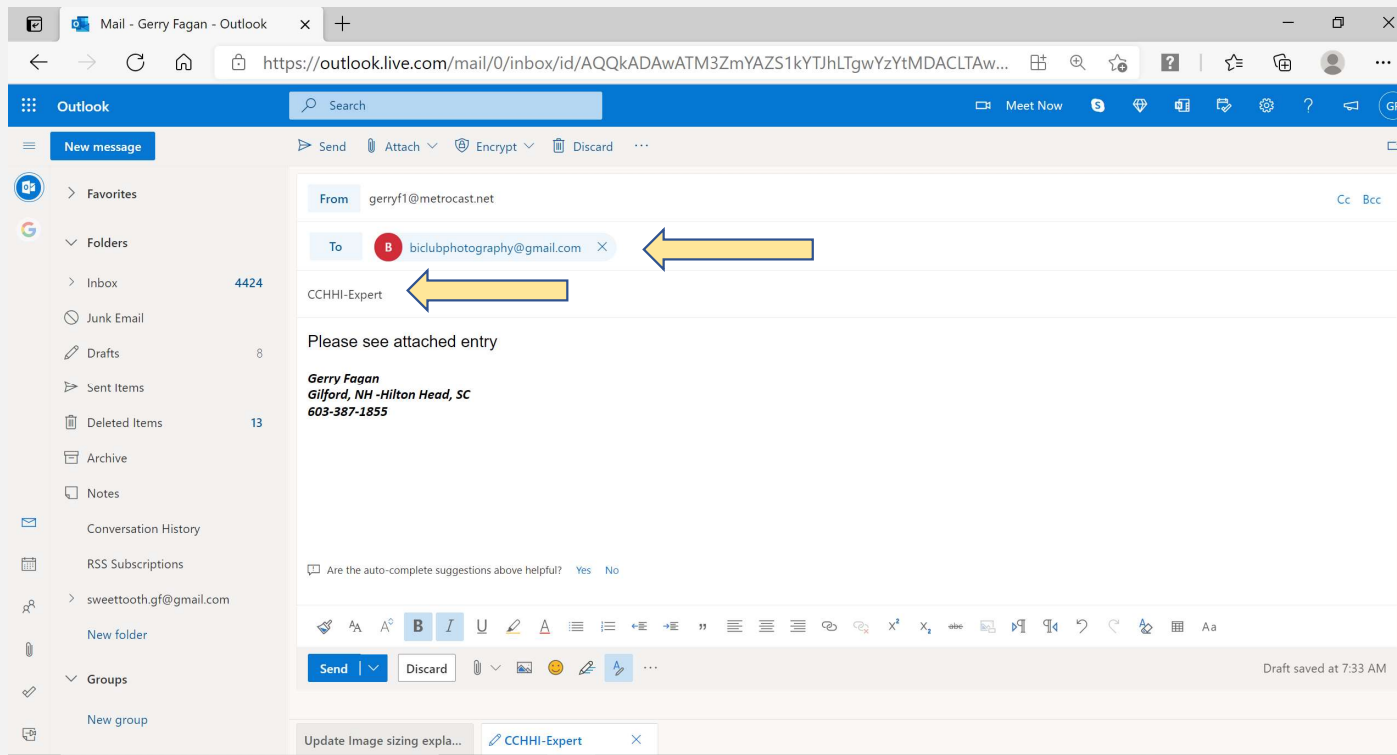
Step 5

Save file using entry number and title



Step 6

Email your digital files, properly sized and named to: biclubphotography@gmail.com. **IMPORTANT:** in the Subject line, you must enter the following: Your Club (PCoB or CCHHI) – Your entry level (ex: PCoB – Novice)



Enjoy the Competition-Good Luck